



Leveraging an Entire Institution to Design a Scalable Credentials Strategy

IMS Global Conference
February 12, 2020



<https://bit.ly/2OCqI7w>

Contact Information

Christopher Sheehan

Manager, Digital Portfolio Services, Learning Experiences
University Technology Office

Email: Christopher.Sheehan@asu.edu

Twitter: @arizonasheehan

Dr. Allison Hall

Director of Learning Experience Transformation
University Technology Office

Email: abhall4@asu.edu

Twitter: @AllisonHallAZ



<https://bit.ly/2OCqI7w>

Outline



Answering the Call

Recruiting Volunteers

Building Understanding

Collecting Data

Planning for Scale

ASU Charter

ASU is a **comprehensive public research university**, measured not by whom it excludes, but by **whom it includes** and how they **succeed**; advancing **research and discovery** of public value; and assuming **fundamental responsibility** for the economic, social, cultural and overall health of the **communities** it serves.

Learning Futures Collaboratory

A woman with dark hair and glasses is looking at a small globe of the Earth. The background is dark with many small, glowing yellow dots, suggesting a digital or futuristic environment. A yellow banner at the top contains the text 'Learning Futures Collaboratory'. The globe is blue and green, with a yellow dot on a wire to its right.

Achieving

STUDENT SUCCESS

through improving

DIGITAL FLUENCY

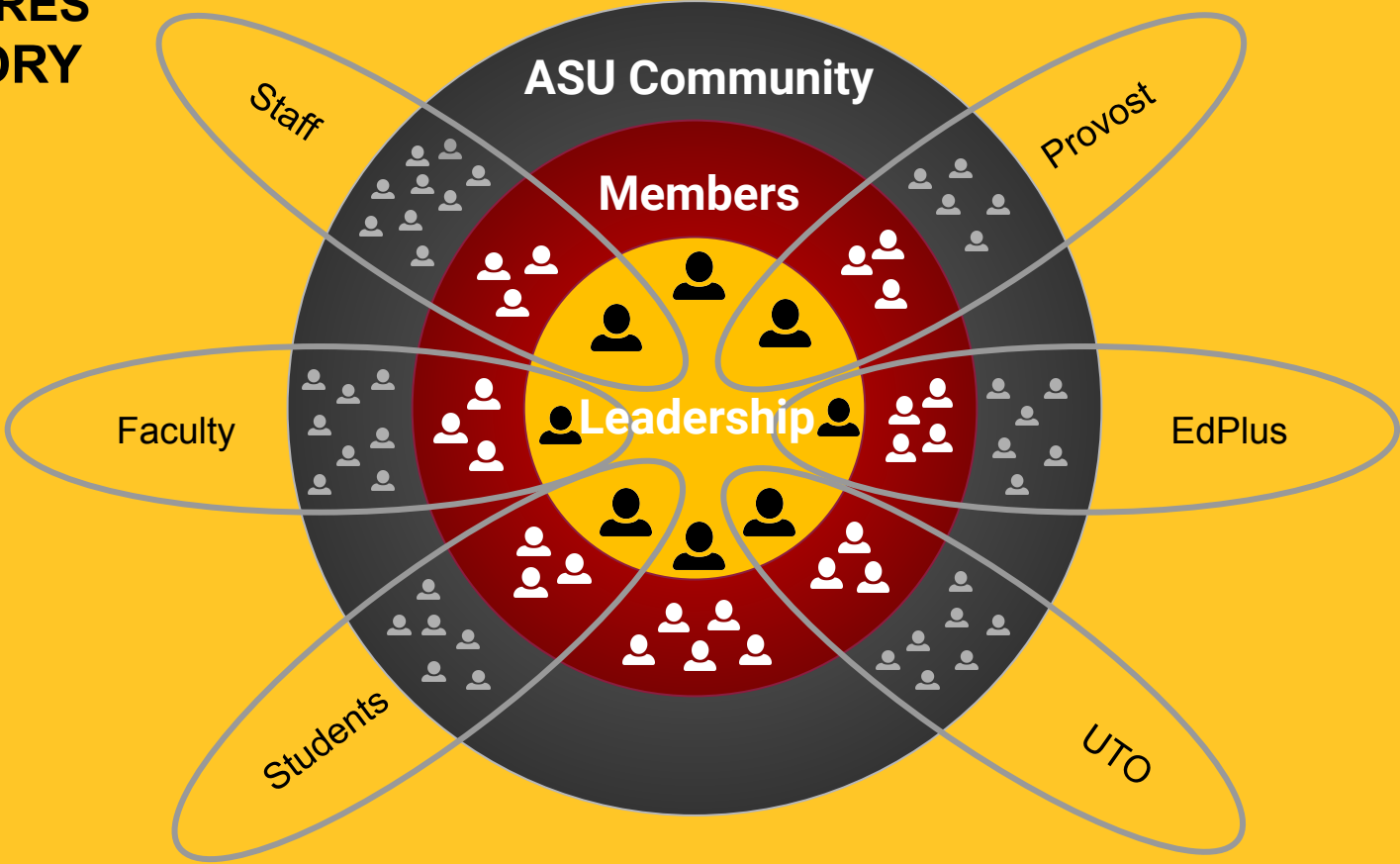
within

NEXT-GEN LEARNING ENVIRONMENTS

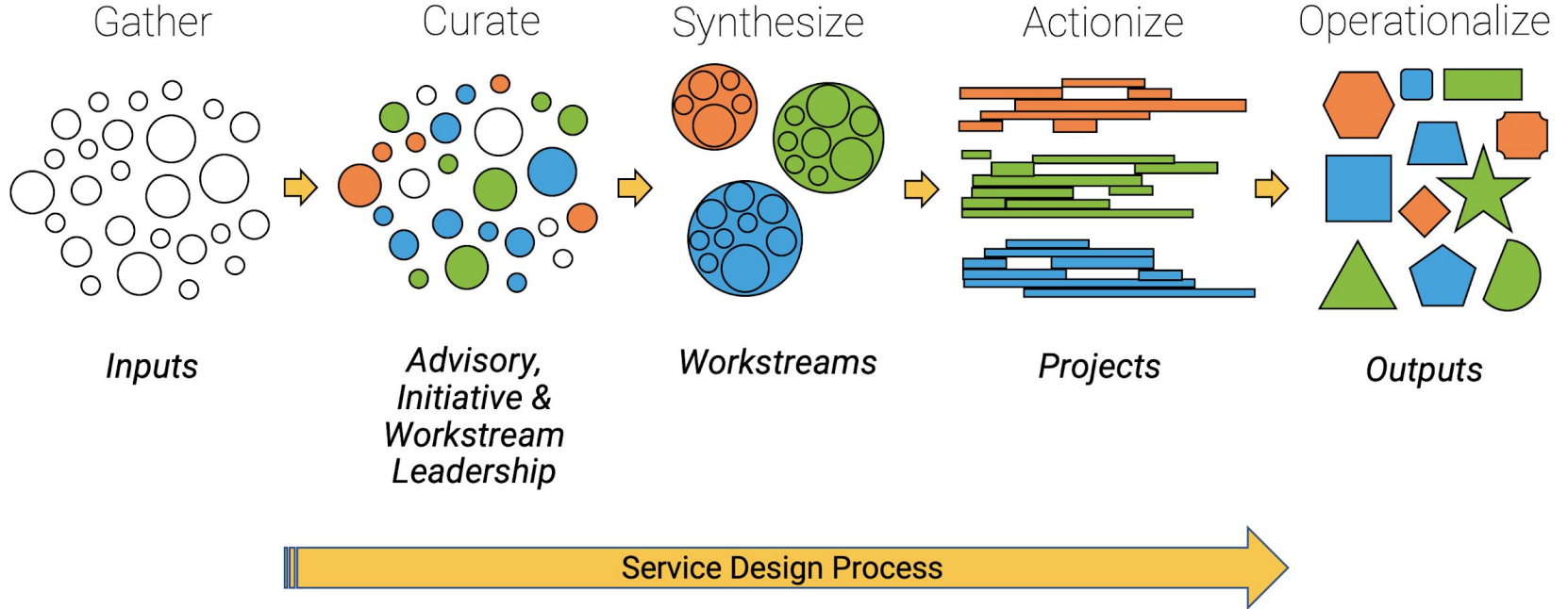


LEARNING FUTURES COLLABORATORY

Organizational
Structure



Imagined Future of Learning



How do we engage?



Grassroots



Strategic



Grassroots AND
Strategic

**Co-curricular
Digital
Credentials
Workstream**



103 volunteers

24 colleges & units

5 campus locations

Faculty, Staff, Students

Bi-weekly meetings

Who's Here?



University Technology Office

Herberger Institute for Design and the Arts

ASU Library

College of Health Solutions

Office of the President

Mary Lou Fulton Teachers College

Edson College of Nursing and Health Innovation

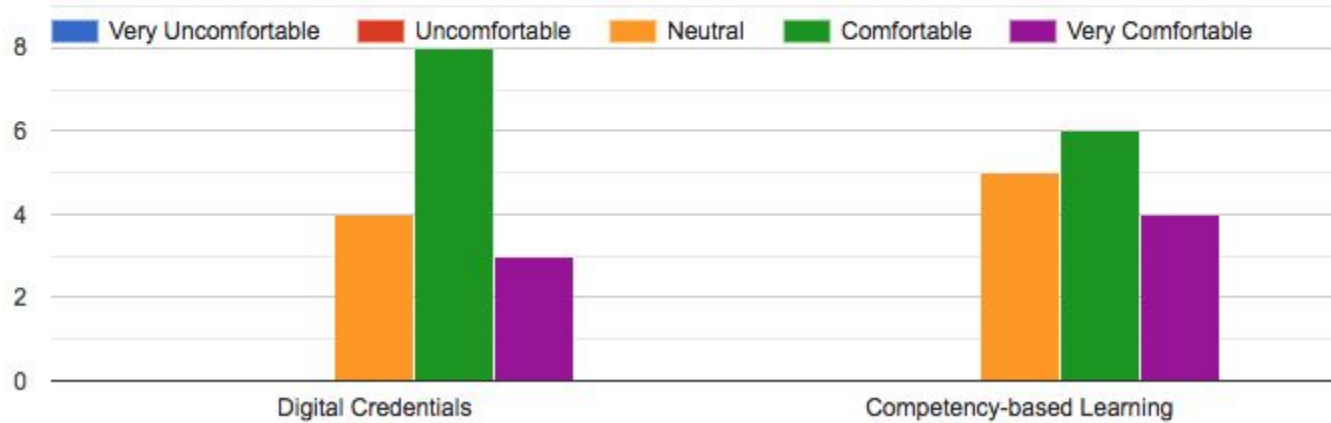
W. P. Carey School of Business

Ira A. Fulton Schools of Engineering

The College of Liberal Arts and Sciences

How comfortable do we feel?

How would you rate your understanding of the following:



Work Groups

Issuance
& Criteria

Evidence &
Assessment

Brand &
Marketing

Outreach

Weekly Meetings Alternating
Whole Group / Work Group

Evidence & Assessment

Goals

- Define acceptable methods of credential evidence and assessment.
- Identify connections with Issuance & Criteria.
- Collaborate with the Creative Fluency & Assessments work stream to identify cross-over.

Senior Capstones * Digital Portfolios * Semester Projects * Videos * Photo collections * Code Samples * Google Doc accessible via a URL

Certificates for participation in events or trainings

Documents meant for the professional world, like Executive Memos, Feasibility Studies, and SWOT analyses.

Evidence of volunteer work or internships

Evidence of computer skills mastery, like infographics, creation of YouTube videos, or PowerPoint/Prezi presentations

Design & Brand Goals

- Develop baseline guidelines surrounding the design and branding of credentials.
- Develop brand guidelines surrounding ASU level credentials.
- Collaborate with the ASU Marketing Hub to create design template for endorsed logos.

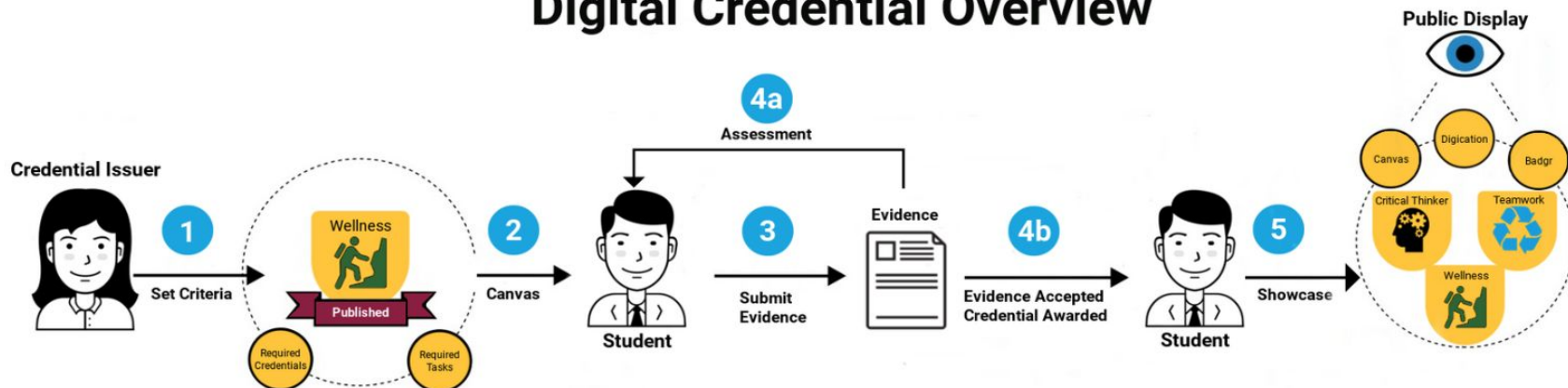


Outreach

Goals

- Identify ways to educate all stakeholders (ie. students, faculty, public) in the definition, purpose, usage of credentials.
- Develop training materials to support the credentialing initiative.
- Manage the marketing and PR plan of the initiative.

Digital Credential Overview



Issue Credentials with Badgr

Open Badges are the global standard for verifiable digital credentials. Digital Credentials empower people to take their learning achievements with them, wherever they go, bridging traditional data silos to build a rich picture of their lifelong learning journey.

Visualize Learning with Badgr Pathways

When combined with Badgr Pathways, badges become keys that can unlock new learning opportunities and signify milestones on a student's lifelong learning journey. Pathways provide stackable, easy-to-understand visual maps that help learners understand where they are and what to do next.

Let's get started!

The pages in this section will guide you through the basics of using Badgr such as adding Badgr to a Canvas Course, and awarding credentials. Once you learn these few things, you will be well on your way to becoming a Badgr master!!

Step 1: Enable Badgr in Canvas

The first step in the process is to make sure Badgr is enabled in your Canvas Course. In most courses, it is enabled by default but you still may have to un-hide the "Badges" menu item.

Step 2: Add Completion Requirements to Modules

After adding the course modules, we can now add completion requirements. Adding completion requirements to a module defines the steps necessary to complete the module.

Step 3: Create an Issuer in Canvas

Issuers profiles are the profiles used to create, assign, and award credentials. Issuers can be used across multiple courses, each with different course objectives.

Step 4: Create a Badge in Canvas



Welcome ▾ Collecting Credentials ▾ Sharing Credentials ▾ Help ▾

Earn Credentials with Badgr

Arizona State University integrates Badgr into Canvas, allowing you to earn verifiable digital credentials. Digital Credentials empower people to take their learning achievements with them, wherever they go, bridging traditional data silos to build a rich picture of their lifelong learning journey.



PROGRESS LEADERBOARD

My Learning Path

Here is your progress through the badges available for this course. Click each badge to learn more or to save and share badges you've earned.

<input checked="" type="checkbox"/> Terminology	<input checked="" type="checkbox"/> Learning examples	<input checked="" type="checkbox"/> Linear equations	<input type="checkbox"/> Solving algebra problems
			
Math Terminology	Math Examples and Videos	Algebraic Equations	Solving for X

Pilots Launched in 2020



43 courses

6 units

Students, Faculty, Staff

Co-curricular

Cross-disciplinary

21st Century Skills

University Technology Office

Target Audience: Student Workers





Michael Li

Executive Lead Technologist

Profile

Professional | Critical Thinker | Leader

Hello, My name is Michael Li!!

I am currently working towards a Bachelor of Science (Computer Science) Degree at Arizona State University. I will be graduating in 2020. Some of my interests include artificial intelligence, digital graphics, drawing, and painting!

Communicator

Professional | Collaborator | Interculturalist

Communication

Communication is often one of the hardest parts of being a student worker. The necessity of quality communication has led me to the realization that I need to constantly improve my communication skills. Working to better articulate my thoughts and ideas in both written and oral forms is the goal. Being able to express my ideas to others clearly and concisely often helps to make my job easier by getting straight to the important points in a way that my audience can easily comprehend. Often times I am given projects with very broad goals, and one of my jobs is to ensure that the project's progress is clearly delivered to the client, tailored to their individual needs. These progress reports must be organized, clear and consistent.

Communication



Issued By
ASU University Technology
Office

Issued On
Jan 30, 2020



[View Details](#)



Communication

Articulate thoughts and ideas clearly and effectively in written and oral forms to persons inside and outside of the organization. The individual has public speaking skills; is able to express ideas to others; and can write/edit memos, letters, and complex technical reports clearly and effectively.



Verified

Last verified by Badgr on **Jan 30, 2020**

[Re-verify Badge](#)



Offered By

**ASU University Technology
Office**

Issued On

Jan 30, 2020

Co-Curricular Modules

ASU Library

ASU Library Digital Credentials Faculty Instructions

ASU Library Digital Credentials

Search this Guide

ASU Library is launching a new digital credentials service that will enable faculty to integrate credentials into Canvas.

Home

Faculty Instructions

Student Instructions

FAQ

Faculty Instructions

Instructions

Self-Enroll Links

Self-Enroll Links for the Library's Digital Credentials

APA Citation Style

The APA Citation Style credential is available through this link: <https://canvas.asu.edu/enroll/NDXBHC>

Background Research


The Background Research credential is available through this link: <https://canvas.asu.edu/enroll/7Y974A>

Citing Your Sources

The Citing Your Sources credential is available through this link: <https://canvas.asu.edu/enroll/PMPX7M>

Introduction to ASU Library

Introduction to library locations, collections, resources and services for students on and off campus. Discover how to access the Library from MyASU, the Library Homepage or your very own downloadable tool bar!



Module 1: Introduction to ASU Library

Not earned

Criteria

[View Criteria](#)

Issuer

[ASU Library](#) (librarylearningcredentials@asu.edu)

Citing Your Sources

Learn about the importance of citing sources, different citation styles and resources such as library guides to assist in citing sources correctly.



Module 1: Citing Your Sources

Not earned

Criteria

[View Criteria](#)

Issuer

[ASU Library](#) (librarylearningcredentials@asu.edu)

Topic Identification & Selection

Describes the brainstorming process for identifying and selecting a research topic. Learn about the process of analyzing a topic to narrow or broaden it and defining it based on a variety of components that make it relevant to the assignment. Identify factors in selecting sources that match topic with assignment requirements.



Module 1: Topic

Not earned

Criteria

[View Criteria](#)

Issuer

[ASU Library](#) (librarylearningcredentials@asu.edu)

Scholarly Journals

Introduction to scholarly journals as a resource. Learn about their unique characteristics and how to differentiate them from trade journals and popular magazines.



Scholarly Journals

Not earned

Criteria

[View Criteria](#)

Issuer

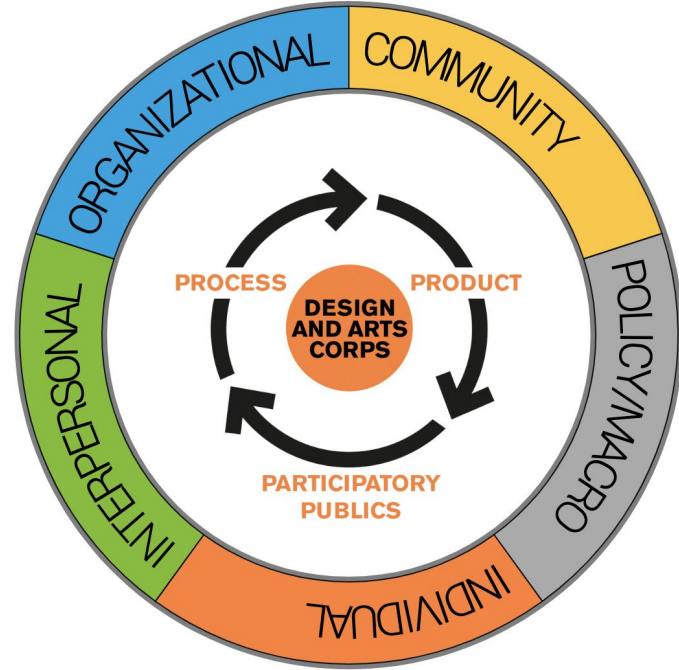
[ASU Library](#) (librarylearningcredentials@asu.edu)

ASU[®] Herberger Institute for Design and the Arts

Arizona State University

Design and Arts Corps

Partnering with community to make the world a better place.





Introduction to Design and Arts Corps



Ethics



Equitable Communication



Democracy



Process, Product, Participatory Publics



Self-Care



Design and Arts Corps Foundations

by [Herberger Institute for Design and the Arts](#)

Published: Jan 29, 2020

Pathway Details



Design and Arts Corps Foundations

An initiative of the Herberger Institute for Design and the Arts, the Design and Arts Corps (DAC) builds on the ASU Charter centering access, equity and purpose-driven research while taking “fundamental responsibility for the economic, social, cultural and overall health of the communities” we serve. In partnership with community, we use design, art and culture to consciously advance well-being and strengthen participatory democracy.

▼ Completion Badge

This badge will be automatically awarded when the requirements for this Pathway are met.



Design and Arts Corps Foundations

Herberger Institute for Design and the Arts

Professional Learning Pathways



The Herberger Online Learning team is here to support you in designing and teaching quality online and hybrid courses.



Earn your Canvas Foundations Credential

Nothing helps your online or hybrid course run smoother than starting with a solid foundation in the Canvas platform itself. Use the modules below to gain a solid understanding of 6 of the most important components in Canvas. Earn a Digital Credential for each module completed, and the Canvas Foundations credential for completing all six.

- **Syllabus** - Learn to get that syllabus tool out of your way and upload your syllabus document where students can find it
- **Modules and Files** - Modules give your course materials structure and allow your students to move through the course as you see best.
- **Customization and Pages** - Use custom pages to give your students direct instruction and provide resources for learning.
- **Discussions** - Students benefit from sharing thoughts and interacting with their peers around the course content. But how do you make it valuable and not just busywork?
- **Assignments** - Canvas has lots of tools and settings to help to collect work from your students online, grade it, and give valuable feedback in a timely way.
- **Quizzes** - Check your students' basic understanding of course materials with online quizzes. Learn to manage the options and settings in a way that makes the most sense for your course.





HOL Course Design Tool

Welcome

Welcome to the Herberger Online Learning (HOL) Course Design Tool. This Canvas course will walk you through the process of designing and building your own online course and give you an opportunity to work with the HOL instructional designers to get some guidance and feedback along the way.

The goals of this tool are for you to:

1. Work through the process of creating an amazing hybrid / online course with the support of the HOL team
2. Use course-building tools provided in the planning and design processes
3. Infuse Quality Matters expectations into your course
4. Develop relationships with other HIDA online faculty and the HOL team members

How this tool works

In each lesson, you will be guided through part of the course design process. You will be provided resources to help you understand the step, how to complete it, and why it's valuable to your course. You will occasionally have the opportunity to share your ideas with your online colleagues in discussion boards, and submit your work to us for feedback before proceeding on to the next step. This is a self-paced tool that we hope you will use as a resource as you work to develop your course.

If you're getting started for the first time, click the **Get Started Now** button below and work through the [Introduction](#) and [Online Teaching and Learning](#) modules. You must work through modules in the order provided to unlock the next item. If you're returning, click the [Modules](#) tool to pick up where you left off.

[Get Started Now](#)



QM Standards Met In this Lesson

- 1.1 Instructions make clear how to get started and where to find various course components.
- 1.2 Learners are introduced to the purpose and structure of the course.



Collecting Data



Usage Analytics

Data Collection Consent

User Surveys

Focus Groups

Analytics

#

Courses

Issuers

Credentials Issued

Learners Impacted

Learner Demographics

- Undergrad / Graduate / Faculty / Staff / Alumni
- Course / Experience / Training
- On-campus / Immersion / Online

Issuer / Earner Experience Surveys

- What was your experience?
- Challenges
- Successes
- Perceived value
- Questions / Suggestions

What's Next?



White Paper & Summit

Integration with other ASU initiatives:

- **Digital Portfolios**
- **Trusted Learner Network**
-

Questions?



Resources

Faculty Resources

<https://asu.digication.com/badgr-sandbox/home-1-1>

Student Resources

<https://asu.digication.com/badgr-canvas-student-digital-credential-help-resources/welcome>

The Trusted Learner Network

<https://trust.asu.edu/>



<https://bit.ly/2OCqI7w>

Contact Information

Christopher Sheehan

Manager, Digital Portfolio Services, Learning Experiences
University Technology Office

Email: Christopher.Sheehan@asu.edu

Twitter: @arizonasheehan

Dr. Allison Hall

Director of Learning Experience Transformation
University Technology Office

Email: abhall4@asu.edu

Twitter: AllisonHallAZ



<https://bit.ly/2OCqI7w>